

The CM-1K is the first ASIC version of the CogniMem neural network product line. It features 1024 neurons working in parallel and implementing two reknown non-linear classifiers. It can recognize patterns at high speed while coping with ill-defined data, unknown events and changes of contexts and working conditions. Furthermore, CM-1K can be daisy-chained to other CM-1K chips to increase the network size. Its low pin-count and low power consumption make it an ideal companion chip for smart sensors and cameras. Its parallel architecture make it an ideal candidate for large data mining systems.

Features

- Recognize one vector among 1024, or actually among any number, in 10 microseconds with a 27 Mhz clock
- Recognition time independent from the number of models
- Learn a vector in 10 microseconds
- Save and load models (i.e. your knowledge base)
- Simple RTL instructions (less than a dozen registers)
- Parallel and serial communication
- Optional digital input bus directly interfaced to a recognition stage



At 27Mhz, CM1K is 90 times faster than a DSP at 300Mhz to match one pattern of 256 bytes among 1024.

Applications



Image recognition

- Part inspection
- Object recognition
- Face recognition
- Target tracking and identification
- Video monitoring
- Gaze tracking
- Medical imaging, satellite imaging
- Smart motion detection, kinematics
- More...

Signal recognition

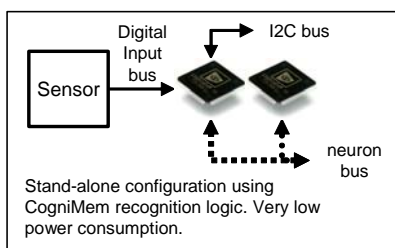
- Speech recognition
- Voice identification
- Radar identification
- EKG, EEG monitoring
- Sonar identification
- Spectrum recognition
- Flight analysis
- Vibration monitoring
- More...

Data mining

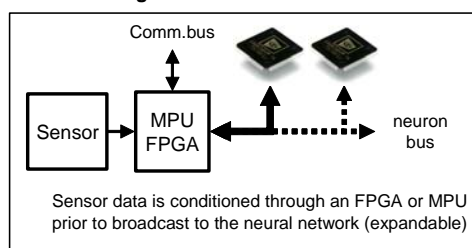
- Cryptography
- Genomics
- Bio Informatics
- Fingerprint identification
- Unstructured data mining
- CRC
- More...

----- Examples of configurations -----

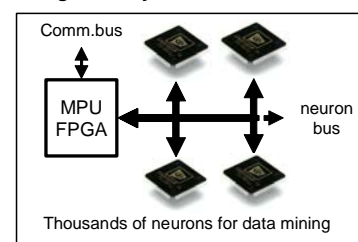
Miniature smart sensor



Smart configurable sensor

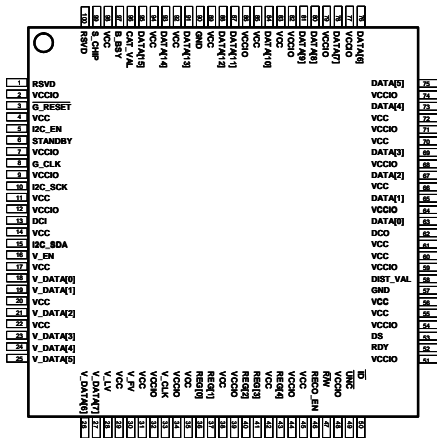
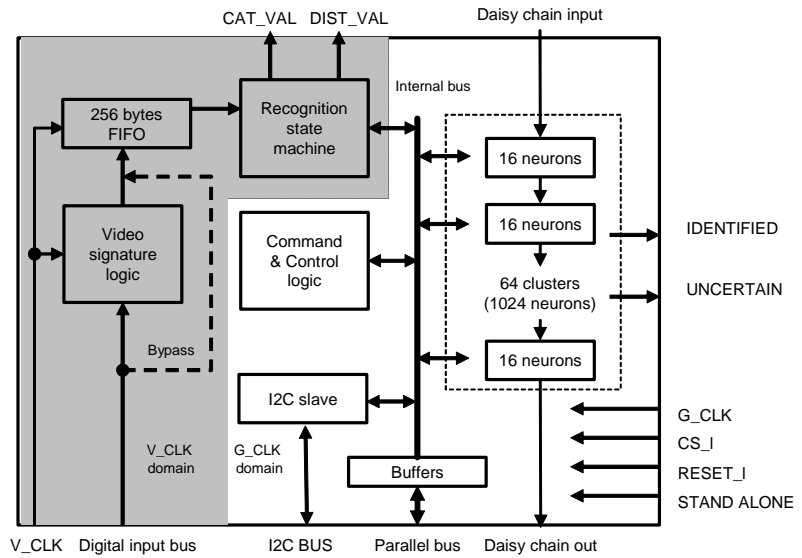


High density network



CogniMem has a very simple architecture: it is a chain of identical neurons operating in parallel. A neuron is an associative memory which can autonomously compare an incoming pattern with its reference pattern. During the recognition of an input vector, all the neurons communicate briefly with one another (for 16 clock cycles) to find which one has the best match. In addition to its register-level instructions, CM-1K integrates a built-in recognition engine which can receive vector data directly through a digital input bus, broadcast it to the neurons and return the best-fit category 3 microseconds later. In the case of a video input signal, CogniMem can optionally extract a 1D vector from 2D video data.

Functional diagram



Connectivity

- ✓ Parallel bus (DS, RW_, 5-bit register, 15-bit data)
- ✓ Serial bus I2C (100 kbit, 400 kbit and 3.3Mbit)
- ✓ Network expansion by daisy-chaining multiple chips

Electrical / mechanical

- ✓ 300 mW @ 27 MHz
- ✓ 3.3 V I/O operation 1.2 V core supply
- ✓ 100-pin TQFP package (dies available)
- ✓ 0.13 μm technology - die size 8 x 8 mm

Neural network

- ✓ Patented parallel architecture with 1024 neurons
- ✓ RCE (Restricted Coulomb Energy) neural network
- ✓ Two classifiers:
 - Radial Basis Function (RBF)
 - K-Nearest Neighbor (KNN) classifier
- ✓ Vector data: up to 256 bytes
- ✓ Classification status: Identified, Uncertain or Unknown
- ✓ Categories: up to 32768 values
- ✓ Distance calculation: L1 or LSup distance norms
- ✓ Sub-networks: up to 127 context values
- ✓ Trained by example
- ✓ Recognition stage for direct digital input

Timings

- @ 27 Mhz with default vectors of 256 bytes
- ✓ Learning time 10 μsec (275 cc)
- ✓ Recognition status in 8 μsec (257 cc)
- ✓ Best match in 11 μs (275 cc)
- ✓ Subsequent matches in 3 μsec/match (35 cc)

Built-in recognition stage for digital input bus

- ✓ V_clock up to 27 Mhz
- ✓ 8-bit data
- ✓ 1 sync. line for vector input
- ✓ 2 sync. Lines for video input
- ✓ Best match 275 clock cycles after vector input
- ✓ 2 output strobe signal (Cat_Val, Dist_Val)

Information

Tel: +1 415-331-1676
info@cognimem.com
www.cognimem.com

Ordering information

- CM-1K TQFP
- CM-1K KGD